

Dear Customer,

the following information provides the basic datas for a simulation and quotation for your project. Please fill out the completed formular. All required fields are marked with an \* "star". Thank you for your support.

DATE TODAY

## 1. CUSTOMER / CONTACT / OFFER ADRESSE

1.1 Name\*

1.2 Company

1.3 Street\*

1.4 ZIP / City\*

1.5 Country\*

1.6 Phone\*

1.7 Cell

1.8 Fax

1.9 Email\*

1.10 Internet

## 2. PROJECT

2.1 Project name\*

2.1 GPS coordinates

2.2 Street\*

2.3 Zip Code\*

2.4 City\*

2.5 Country\*

## 3. ENERGIE PROVIDE

3.1 Energie provider

3.2 Contact

3.3 Street


3.4 ZIP / City


3.5 Phone


Request made?


## 4. SURROUNDING AT SITE

Exposed location ( for example isolated building on hills)

 Terrain category I  
lakes or area with negligible vegetation and without obstacles

 Terrain category II  
Area with low vegetation such as grass and isolated obstacles (trees, buildings) with separations

 Terrain category III  
Area with regular cover of vegetation or buildings or with isolated obstacles with separations of max. 20 obstacle heights

 Terrain category IV  
Area in which at least 15% of the surface is covered with buildings and their average height exceeds 15m

4.1 Wind load zone                      4.2 Snow load zone

## 5. USE

Own use of roof area

Lease of roof area

Full feed

Own use in %

Target date for commissioning

## 6. SYSTEM FIXATION

without any fixation or ballasting

direct fixation

on roof skin (e.g. trapezoidal sheet metal, bricks)

Under construction (e.g. rafters, purlins)

## 7. AREA AT SITE

Parking space for a crane in place?

Use of a forklift possible?

Secured module storage possible?

Truck access with obstacles?

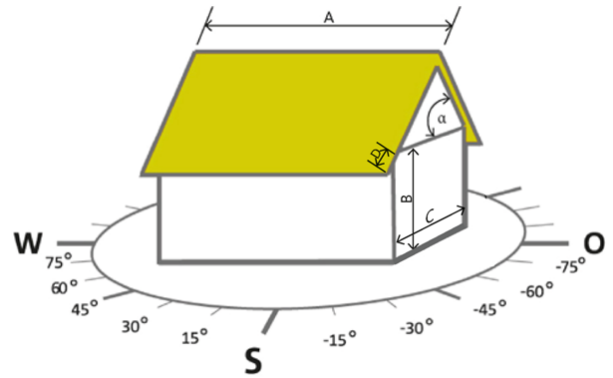
**If you have any question, please contact us!**

CALYXO GMBH  
OT Thalheim  
Sonnenallee 1a  
06766 Bitterfeld-Wolfen  
Germany

Phone +49(0) 3494 368 980 - 101  
FAX +49(0) 3494 368 980 - 111  
EMAIL service@calyxo.com

## 8. BUILDING

8.1	Alignment*	<input type="text"/>
8.2	Dimension / m (A x C)*	<input type="text"/>
8.3	Roof pitch ( $\alpha$ )*	<input type="text"/>
8.4	Eaves height (B)*	<input type="text"/>
8.5	Roof overhang (D)*	<input type="text"/>
8.6	Residual capacity*	<input type="text"/>
8.7	Parapet height	<input type="text"/>
8.8	Height over sea level	<input type="text"/>
8.9	Distance to sea	<input type="text"/>



PLEASE SEND PICTURES OF OBJECT AND ENVIRONMENT

## 10. TYPE OF ROOF

<input type="checkbox"/> Saddle roof	<input type="checkbox"/> Shed roof
<input type="checkbox"/> Flat roof	<input type="checkbox"/> Roof penetrations
<input type="checkbox"/> others	<input type="text"/>

## 11. COVERING / ROOF SKIN

<input type="checkbox"/> Brick	<input type="checkbox"/> Blechfalz
<input type="checkbox"/> Slate	<input type="checkbox"/> Trapezoidal
<input type="checkbox"/> Corrugated metal	<input type="checkbox"/> Film
<input type="checkbox"/> others	<input type="text"/>

## 12. ROOF

<input type="checkbox"/> Rafters / battens	Rafter spacing / m	<input type="text"/>
<input type="checkbox"/> Rafters / purlins	Rafter width / m	<input type="text"/>
<input type="checkbox"/> Board trusses / purlins	Batten spacing / cm	<input type="text"/>
<input type="checkbox"/> Batts in place?		

further information about the condition of the roof (e.g., bubbles, puddles, cracks, etc.)

## 13. MOUNTING

<input type="checkbox"/> Roof integrated	<input type="checkbox"/> Roof parallel
<input type="checkbox"/> Tilted	<input type="checkbox"/> Ground mounted
<input type="checkbox"/> Carport	<input type="checkbox"/> Facade

## 14. FILM ROOF

<input type="checkbox"/> PVC	<input type="checkbox"/> EPDM
<input type="checkbox"/> others	<input type="text"/>
Manufacturer	<input type="text"/>
Type and name	<input type="text"/>

## 15. TYPE OF ISOLATION

Manufacturer	<input type="text"/>
Type and name	<input type="text"/>

## 16. BITUMEN

<input type="checkbox"/> with Bitumen	
<input type="checkbox"/> additional gravel backfill	Height / cm
<input type="checkbox"/> others	<input type="text"/>

## 17. ROOF INFORMATION

Year of the roof	<input type="text"/>
Year of renovation	<input type="text"/>
<input type="checkbox"/> Staircase	<input type="checkbox"/> Securing eyelets

## 18. CONNECTING / MAINTENANCE ROOM

18.1	Size (L x B x H)	<input type="text"/>
18.2	Distance to PV system	<input type="text"/>
18.3	Cross-section incoming cable	<input type="text"/>
18.4	Type of measurement	<input type="text"/>

**If you have any question, please contact us!**

CALYXO GMBH  
 OT Thalheim  
 Sonnenallee 1a  
 06766 Bitterfeld-Wolfen  
 Germany

Phone +49(0) 3494 368 980 - 101  
 FAX +49(0) 3494 368 980 - 111  
 EMAIL [service@calyxo.com](mailto:service@calyxo.com)

## 19. FOLGENDE DATEN BITTE DEM FORMULAR BEIFÜGEN

- Pictures (JPG, PFD, o.ä.)
- Drawings (CAD, PDF, o.ä.)
- Drawings of area on site (CAD, PDF, o.ä.)
- Drawings of object (CAD, PDF, o.ä.)
- Copy of the roof surface static

## 20. DRAWING AND NOTICE

**If you have any question, please contact us!**

CALYXO GMBH

OT Thalheim

Sonnenallee 1a

06766 Bitterfeld-Wolfen

Germany

**Phone** +49(0) 3494 368 980 - 101

**FAX** +49(0) 3494 368 980 - 111

**EMAIL** [service@calyxo.com](mailto:service@calyxo.com)